



 **LS One**

One POS software

To excel in all your
retail challenges



LS One **THE POWERFUL
POS SYSTEM**

that easily integrates to your
ERP and e-commerce platforms



Designed for retailers of all sizes

from small companies to large enterprises

LS One is a feature rich, quick-to-learn and extremely resilient Point of Sale (POS) system. Serve your customers faster and better, perform store operations on mobile devices and manage your stores more effectively with LS One.

➤ GET LS ONE TODAY, AND



Make your staff mobile in-store with mPOS and inventory on mobile devices



Run an omni-channel business: LS One integrates with your e-commerce platform



Reduce capital binding in inventory through effective stock management



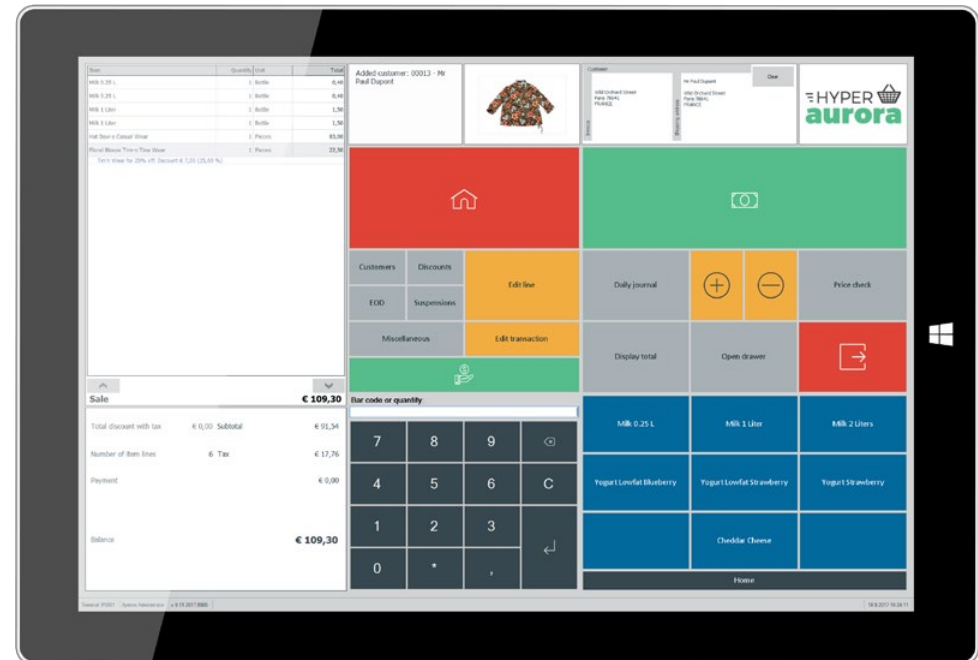
Gain a real-time overview of your business as ERP and POS communicate instantly



Customize the system to your needs thanks to the open source architecture



Run an international business: LS One is available in multiple languages



Point of Sale

A Point of Sales and of services

Speed up your check-out procedures and enhance your customer service with a feature-rich Point of Sale that is known for its ease of use. You can also customize the POS layout to fit your needs.



General sales operations

Search and select an item by name, barcode or image. Then complete the transaction, or suspend it and recall it for later processing.



POS buttons and menus

Each button on the POS can be connected to a standard LS One operation, or customized to your needs. Change color and style to fit your brand. The POS also supports categories: click, for example, on “dairy” to open a grid of dairy items like milk, butter, cheese, etc. Click on a button and switch between various POS layouts to perform different tasks.



Inventory and price lookup

Look up an item's availability and/or price in all available stores in LS One or in the connected ERP solution.



Serial number support

When selling an item, you can assign a mandatory serial number, so in the event of a return the stock item can be easily traced.



Discount management

Discounts can be triggered automatically or manually, and applied to a single item or to the total sale. Clear discounts with the click of a button.



Gift cards and credit memos

Issue credit memos and gift cards at the POS. The system broadcasts the information centrally to all other connected POS devices.



Barcode scanning

Configure barcodes to scan and identify items and customer details, or to trigger a gift card or even a credit memo.



Multiple payment methods

Accept payments in cash, with credit or debit card (where the EFT integration is available), gift cards, loyalty points, corporate cards, credit memos, customer accounts and checks. With LS One you can also accept multiple currencies on a single transaction (exchange rates can be either entered manually or received through an RSS stream), and split a payment into partial payment methods (for example part in cash, part by gift card).



Customer quotes and orders

Accept customer orders via phone call, walk-ins or through your e-commerce solution integrated to LS One. Each order passes through the following process: the item is ordered (if needed); a packing receipt is printed; the item is picked, and ready for collection or delivery. In LS One, Customer Quotes can be easily converted into Customer Orders.



Receipts and emails

Create custom receipt layouts with data and images in the receipt designer. Print receipts alongside a purchase invoice, or automatically email them to the customer.



Infocodes

Configure infocodes to send alerts to the cashier. For example, the system can send prompts when there is an upsell opportunity, or when extra information is required, for example age identification for the sale of liquor.



Loyalty card management

Cashiers can issue loyalty cards, assign a transaction to a customer's loyalty card and use loyalty points as a form of payment for transactions.



Customer accounts

Add new customers and assign transactions to them. View the customer's balance, previous sales ledger as well as loyalty point status, if there is a loyalty card associated with the customer.



Parked inventory

Mark items returned by customers as parked items. You can then accept them, or reject them from the inventory at a later stage.



Cash management

Manage float entries, safe drops, bank drops, tender removal in defined currencies and denominations.



Offline and online mode

Run your business as usual even during network outages. Even if the connection to the main database breaks, a copy of the transactions will be stored offline, and the database will correct itself once the POS devices are back online.



Support for multiple accounts

Set up multiple accounts, such as expenses and income accounts, in the back office and keep track of all transactions.



Access and security

In LS One you can easily limit the access to certain POS operations based on roles. Login onto the POS can then occur through password or fast token authentication. Closing the POS can require an administration password.



Business procedures

Keep your business under control. Enter the start amount at the beginning of the day. When needed, print an X report for an overview of all financial transactions, or finalize your transaction period with a Z report. Finally, produce a tender declaration to ensure that cash and other tender types tally up.



Customized operations

Add any number of customized operations to the POS. For example, a pharmacy could link a customized operation to a medical prescription web service.

In-store mobility

Mobile POS

Serve customers, give information about products and close transactions anywhere on the shop floor with the mobile POS, available for iOS and Android.



Sales operations

Select items via barcode scanning or text/image search, and add them to the sales basket. If needed, transactions can be suspended and recalled later.



Payment methods

Accept cash or credit cards at the mPOS. LS One supports all LS Pay integrated payment providers.



Discount management

At the mPOS, discounts can be triggered automatically or manually, and applied to a single item or to the total sale. Clear discounts with the click of a button.



Receipts

Print receipts on a network printer or connected mobile printer, or send them to the customer via email.



Returns management

Shorten queues at the payment desk: any shop floor assistant with a mobile POS device can accept item returns.

Mobile inventory

Empower your staff members to perform inventory tasks, from stock counting to delivery processing, wherever they are on handheld devices. The mobile inventory application is available for Android.



Stock counting

Perform the stocktaking rapidly on your mobile device by creating stock templates based on areas (for example dairy fridge, pasta shelf, etc.)



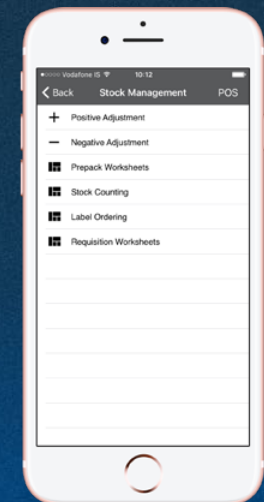
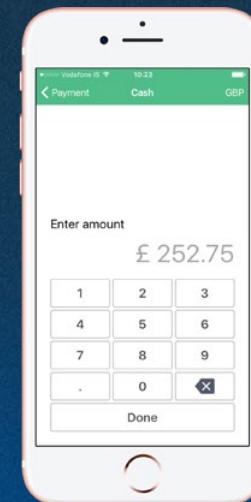
Purchase orders and receiving items

Create a purchase order on the mobile device for items below replenishment levels. LS One will take care of splitting the purchase order into individual orders for each vendor. You can also use the mobile device to check into the inventory the items you receive from vendors.



Stock transfer

Create a new stock transfer on your mobile device and send it to the appropriate store. Track its status, and check in items when you receive them.



Item management and replenishment

Optimal stock control

Manage item information easily from your back office and POS system. With LS One you can maintain optimal inventory, replenish your stock and transfer items between your stores.



Retail and service items

LS One support both retail items and service items (activities that are paid per hour, such as makeup lessons in beauty stores). Add an unlimited number of variants, such as color, size and style. To improve efficiency, all the parent information is contained in the parent item, and doesn't have to be maintained in the child variant items.



Item categories

In LS One, an item can belong to a Group, a Group can belong to a Department and a Department to a Division. This hierarchy supports logical separation when applying promotions, or replenishing stock. Special Groups can also be used to categorize or group items across the item hierarchy (for example, grouping together all pink items for a special sale).



Price configuration

Set a variety of sales prices for each item, including standard price, customer-specific price, different prices based on currency, and promotional prices that can be activated at specific times or days.



Stock taking

With LS One you can perform stock takes of available items, import data from a CSV or Excel file, or use the pre-defined worksheets available in the LS One back office solution and in the mobile inventory app.



Replenishment control

Keep your stock at optimal levels. Configure replenishment settings for any number of vendors: the system will then automatically calculate the quantities to order. Check received items in the Goods Received document, and submit them to stock. Always keep track of how many items are on hand, ordered, reserved or parked in each store.



Item ledger

In the item ledger you can keep track of all events for each item: check if an item has been purchased, transferred or sold, and know in which part of your organization it is located.



Multiple units of measure

Use the LS One standard units of measure or configure your own. LS One will calculate the sales price based on the unit. You can also set different prices for items depending on whether they are sold per unit or in bulk (for example by crate or box).



Faster service

The LS One spotlight search is always visible in the back office, and allows you to search across multiple fields including vendors, customers, items. Bulk import items using Excel.

Customer, price and offer management

Drive repeat business with personalized offers

Easily manage customer accounts and loyalty programs. Encourage customers to return with personalized prices and discounts, and enable them to collect loyalty points and spend them in-store.



Customer accounts and prices

Create an account for each customer. The account defines the customer's unique trade agreement, including special prices and credit limit.



Loyalty programs

Configure your loyalty program, and let customers earn and use points in any way you wish. The program rules support item categories, dates, times, and point conversion.



Discounts and promotions

Set up discounts for a specific customer, store or group of items for a determined period. For example, customers who buy multiple items or exceed the set total price can qualify for a discount; customers who buy a combination of items can get another one at a discounted price. Set priorities for overlapping promotions. Trigger discounts from barcodes. Find even more options in LS One's sophisticated promotion system.

Centralized control

Get your business processes under control

LS One gives you all the tools you need to run your retail business centrally. Manage your staff and keep track of your whole operation from head office.



Centralized management

Manage all configurations centrally, and change the POS layout from the back office. Edit the form layouts, button menus, touch button layouts, image banks and styles: the system will automatically replicate the final layout to all POS terminals.



User permissions

Assign roles with specific permissions to users to ensure that only authorized personnel can perform specific operations. In the system you can also manage an audit trail of operations performed by any user.



Workforce management

MyTimePlan, available on the LS One AppExchange, is a comprehensive staff management service that is totally integrated to LS One. Manage your staffing, including demand forecasting, shift planning and time registration on web or mobile app.

Business insights

Optimize your business strategy

LS One features rich reports that will help you visualize and understand your business's key facts, and take informed decisions regarding your company's future. You can easily add customized reports to the system.



Reporting

The reports in LS One are designed using SQL Report Builder. A set of standard reports is included, but you can also create your own reports if needed. Back-office administrators can review sales receipts, suspended transactions, tender declarations, review unposted statements and convert them into posted statements.



Microsoft Power BI

Create your own data dashboards and reports in a dynamic Business Intelligence environment: LS One includes a Microsoft Power BI template.

Easy setup

All set and ready to go

Opening new locations with LS One is straightforward: the profiles are designed for easily repeatable setup, so you can be quickly operative and ready to sell.



Store and terminal profiling

After having set up your stores and terminals, save the configuration as a “profile” in the system. You can then load the profile when opening new stores to speed up the process.



Receipt designer

Design creative receipts with text fields and images with the built-in receipt designer. Includes an easy-to-use grid control to improve efficiency.



Data management

The LS Data Director enables you to schedule the data replication between POS terminals and head office based on your needs. You can, for example, plan automated daily backups, or choose to push out updates to all POS automatically, at specific intervals. The system can easily accommodate various transaction loads and autonomy needs.



Money and tax

The system supports multiple currencies, payment types (for example cash, cards, coupons, etc.), card types (for example Visa and MasterCard). You can configure the tax and VAT based on the locations of your retail store.



Integrated payment providers

LS One is integrated with US VeriFone Point out of the box. [Contact LS Retail](#) to learn the latest payment providers supported through LS Pay. Thanks to the LS One open source architecture, any certified LS One partner can also add country-specific payment integrations.



Easy transition from Microsoft Dynamics RMS

Use the back-office wizard to quickly convert a Microsoft RMS database to LS One. Be up and running in no time and start selling with LS One.

Integration framework

Integrate with your current ERP or e-commerce platform

LS One can be easily connected to your current ERP or e-commerce platform through its intelligent Integration Framework. Use LS One as your front office, to handle your sales and customer-facing tasks. Thanks to the seamless flow of data from the ERP or e-commerce to the POS and back, your key data will always be correct and up-to-date. Change any price, item quantity or description in the back office, and see the change immediately reflected at the POS.



Data replication

When integrating LS One to an ERP or e-commerce solution, it's important to decide where the master data should be maintained, where the data should be replicated to, and at which intervals. The LS One Integration Framework takes care of all that, managing real-time replication to and from LS One, the ERP and the e-commerce solution for the following objects:

- › Item master
- › Customers
- › Vendors
- › Item departments
- › Item groups
- › Item divisions
- › Transactions
- › End-of-day procedure
- › Cash management




Site service virtual override

LS One supports a web service ("Site Service") that controls where the system manages centrally stored information such as:

- › Inventory
- › Customer accounts
- › Vendor accounts
- › Loyalty programs
- › Gift cards
- › Credit memos
- › Serial numbers
- › Central returns and suspensions

System architects can decide whether the information should be retrieved from LS One or from the connected ERP solution.



LS One has been successfully integrated with ERP solutions such as SAP, Oracle and Microsoft Dynamics, and with NitroSell and Shopify e-commerce.

Licensing

Choose your preferred model

Set up LS One using the deployment and licensing model that best suits your business needs and your budget.



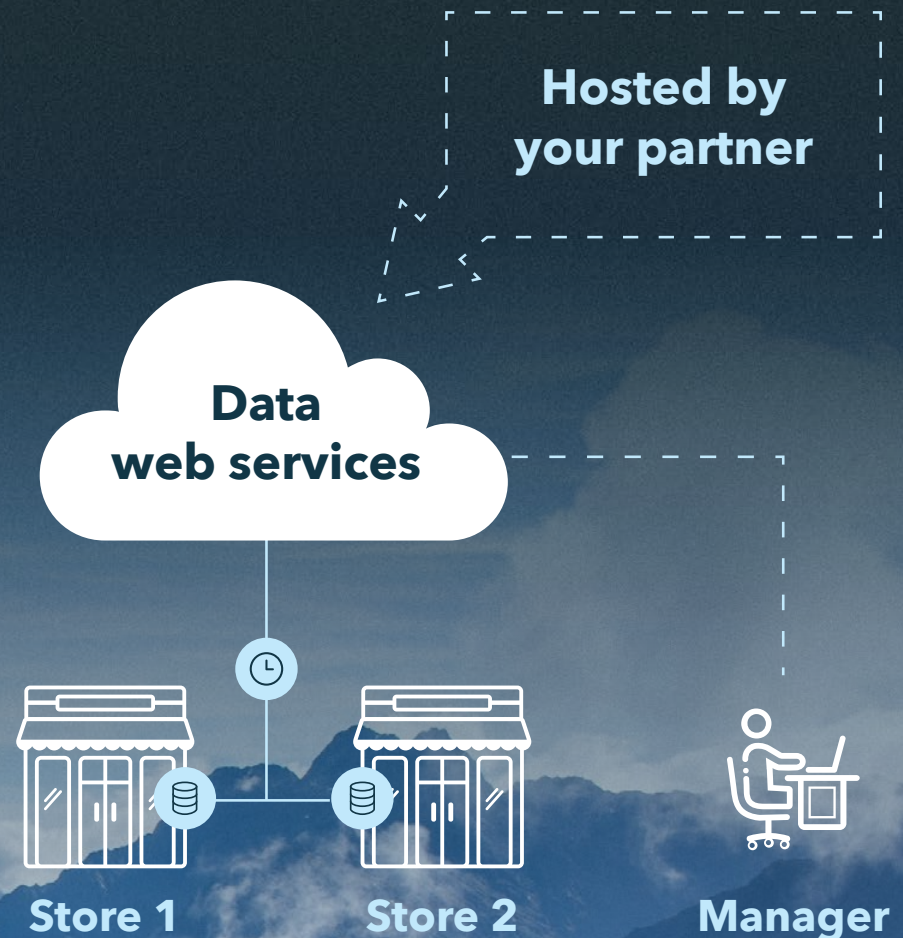
Perpetual license

You can host the LS One master database on-premises (on-site or on a remote server), and get a perpetual license to the system with the option of annual upgrades.



Subscription license

Or you can select a cloud hosting architecture, and access LS One as a pay-as-you go service, through a monthly subscription.



If you choose a subscription-based model, your technology partner can host your data, ensuring both security and mobility for your data.

Requirements

POS and Site Manager



Hardware

- › RAM: 4 GB
- › Processor: 2 GHz or faster
- › Hard disk: 7 GB of free space



Software

- › Windows 7 SP1, 8, 8.1 and 10
- › .Net framework 4.7
- › POS database: SQL Server Express or SQL Server

Omni server for mobile devices



Hardware

- › 80 GB disk space, depends on database size
- › 4 GB RAM




Software

- › Windows 7/8 Professional/10, Windows server 2008/2012/2016
- › IIS 7 and above
- › SQL Server 2008/2012/2014



Mobile operating systems

- › Apple iOS 7 and above
- › Android 4.3 and above





LS Retail

We make business easy

LS Retail is a world-leading provider of business management software solutions for retail, hospitality and forecourt businesses of all sizes.

Our all-in-one management systems power tens of thousands of stores and restaurants worldwide, within such diverse industries as fashion, electronics, furniture, duty free, restaurants, coffee shops, forecourt, c-stores and more.

For further information on the company and the products, visit www.LSRetail.com

For any questions or advice, do not hesitate to contact us at Sci-Net Business Solutions.
email - info@sci-net.co.uk

sci>net
business
solutions

YOUR BUSINESS
smarter>faster

Copyright © LS Retail